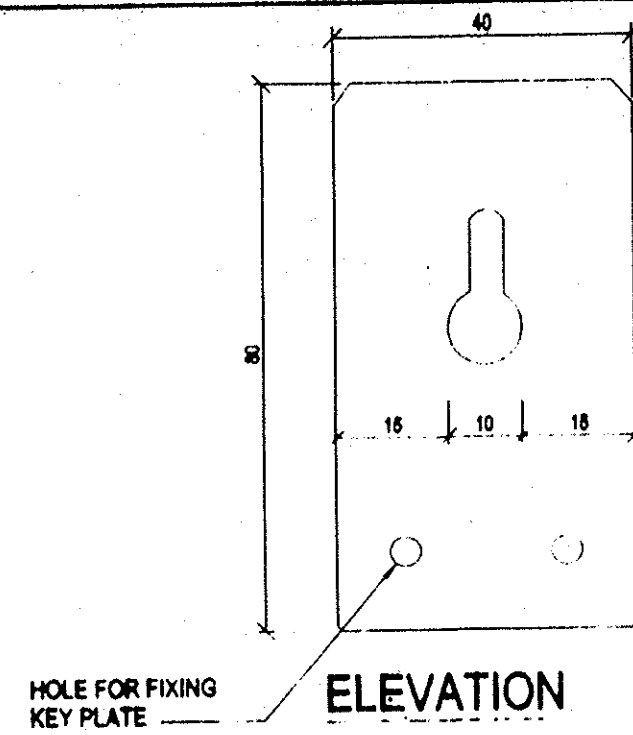


NOTES

1. CONTRACTOR TO CHECK AND VERIFY ALL DIMENSIONS BEFORE EXECUTION OF THE WORK.
2. FIGURED DIMENSIONS SHALL BE FOLLOWED.
3. ALL DIMENSIONS ARE GIVEN IN MILLIMETRES UNLESS OTHERWISE SPECIFIED.
4. ALL SIZES GIVEN FOR WOOD WORK ARE FINISHED SIZES.
5. ALL FIRST CLASS SEASONED TEAK WOOD OR ITS EQUIVALENT SUBSTITUTE SHALL BE USED UNLESS OTHERWISE SPECIFIED.
6. ALL JOINTS & FIXING SHALL BE DONE IN ACCORDANCE WITH THE STANDARD WORKMANSHIP / SPECIFICATIONS.
7. HIGH CLASS FINISH WITH FRENCH POLISH SHALL BE PROVIDED.

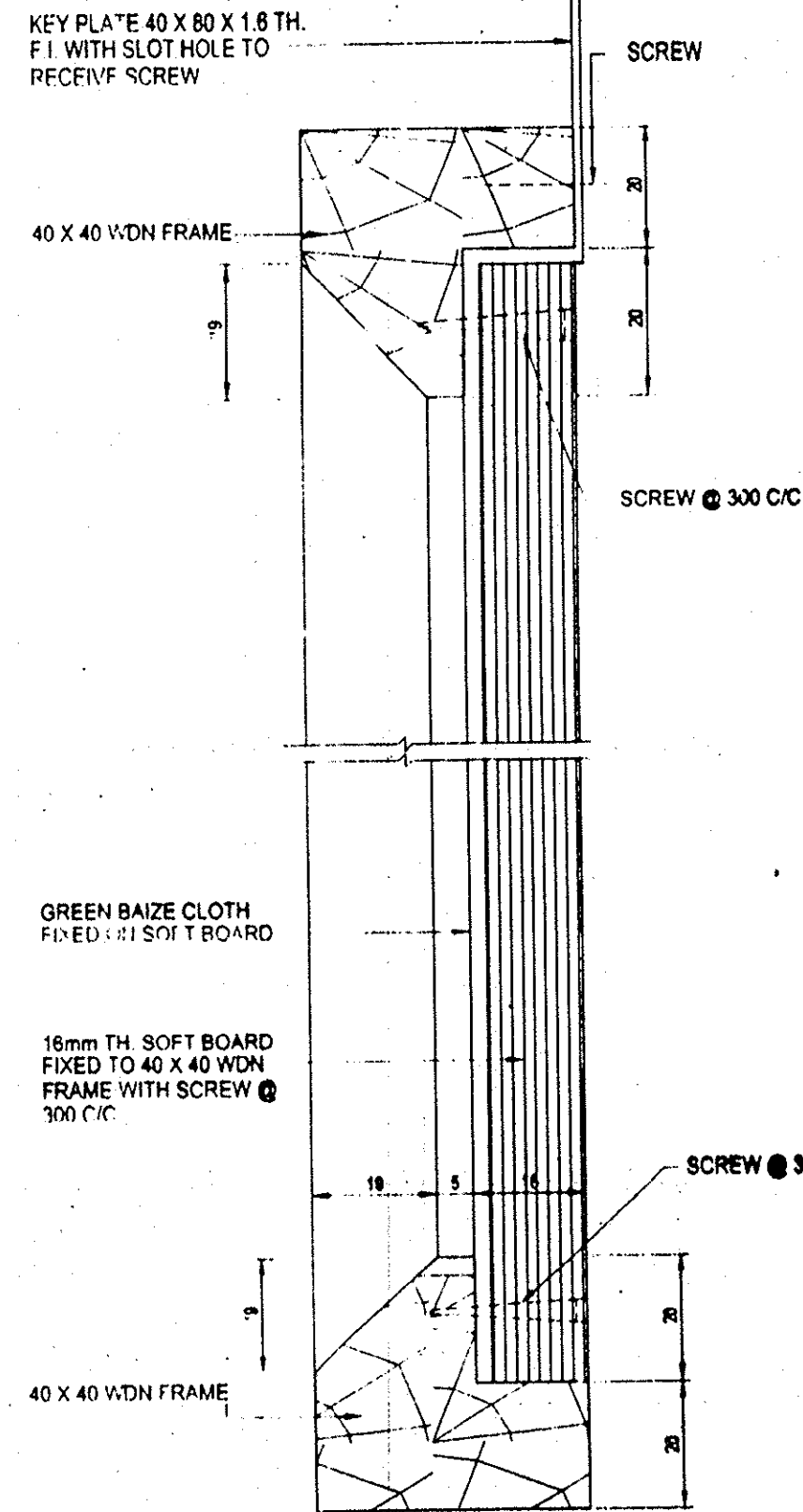


ELEVATION
F S DETAIL OF KEY PLATE




SECTION

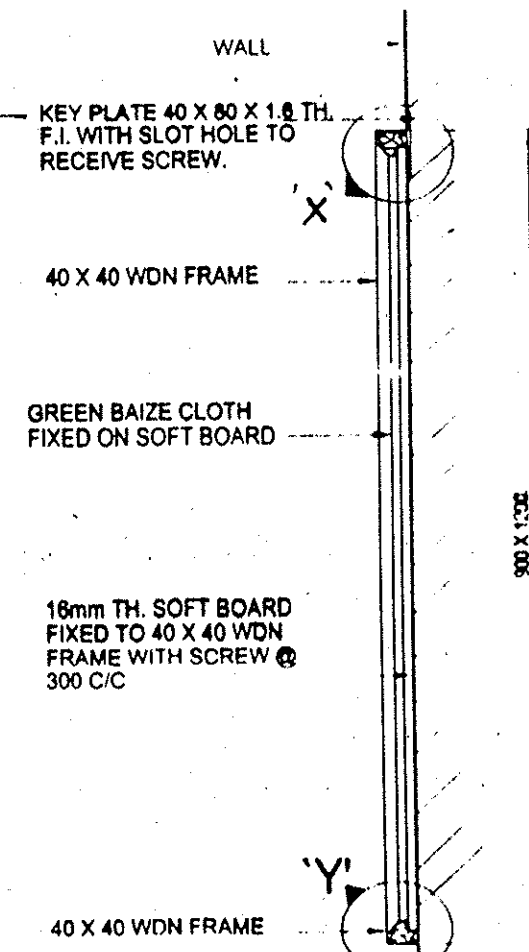
KEY PLATE 40 X 80 X 1.6 TH.
FLAT IRON WITH SLOT HOLE
TO RECEIVE SCREW.




DETAILS AT 'Y' & 'X'
SCALE 1:1



ELEVATION TYPE ②
SCALE 1:10



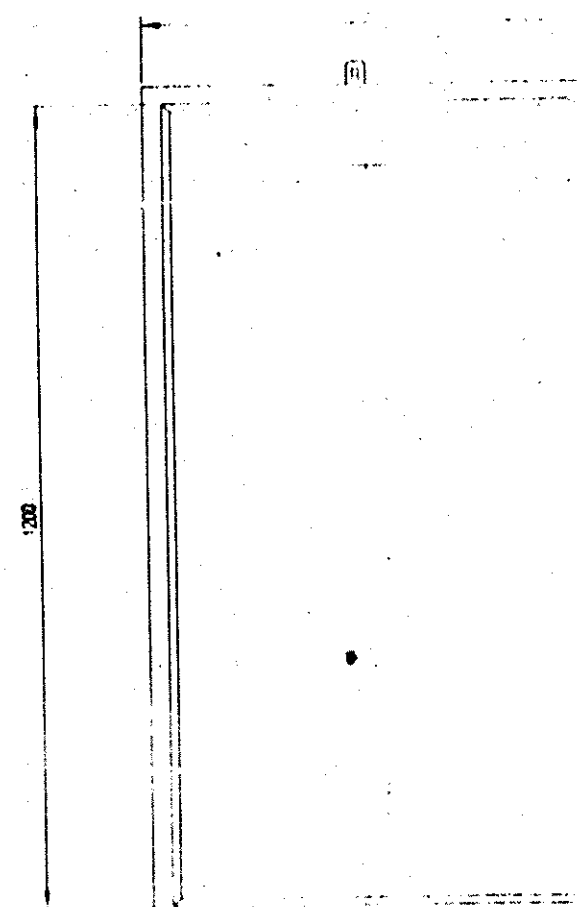
TYP. SECTION A-A
SCALE 1:10



ELEVATION TYPE ③
SCALE 1:10

40 X 40 X WDN FRAME
GREEN BAIZE CLOTH
16 THK SOFT BOARD

TY. PLAN
SCALE 1:10



ELEVATION TYPE ①
SCALE 1:10

DRAWING COMPARED BY

SHRI. D. B. GAIKWAD

DATE: 04/06/2003

R. Rama Mohini
CHIEF D'MAN

DETAILS OF NOTICE
BOARD

TYPE ① 1800 X 1200
TYPE ② 1200 X 1200
TYPE ③ 1200 X 900

DRN
TCD
CAL
CKD

CHIEF ENGINEER
PUNE ZONE
PUNE

DATE
21-10-94
SCALE
AS SHOWN

DRG. NO. CEPZ/94/TD/37

SMT. 1/1